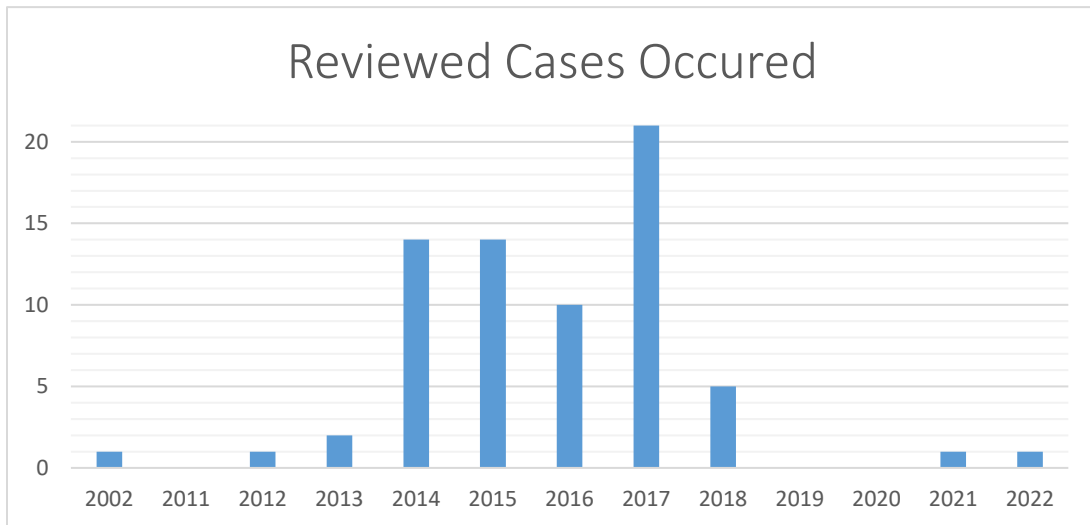


5-Year AVDRT Case Review Summary: Summary of Data from 70 Cases of Intimate Partner Homicide in Harris County, TX

The case review data summarized in this 5-year review includes information from **70 cases** of intimate partner homicide in Harris County, TX. The data is based on the number of cases reviewed by the team from 2018 to 2022 and does not reflect the total number of intimate partner homicides for the time-period. [2018: 14 Cases Reviewed; 2019: 17 Cases Reviewed; 2020: 10 Cases Reviewed; 2021: 14 Cases Reviewed; and 2022: 15 Cases Reviewed]

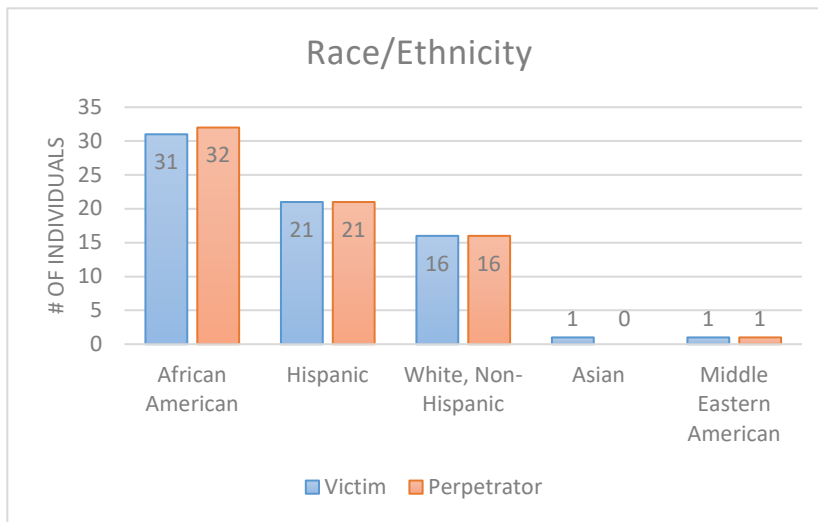
Cases reviewed during this 5-year time frame occurred between 2002 and 2022, with the majority (91% or 64/70) of the cases reviewed occurring between 2015-2019.



Demographics

In **59 of 70** cases reviewed, the **decedent was female** and the **perpetrator was male**. Of those – one was in a same-sex relationship (female).

Of the **11 male decedents** – one was in a same-sex relationship. One was believed to be an accident (male decedent – female perpetrator.) Of the remaining 9, **6 male decedents** were suspected of being the **main aggressor** with evidence indicating that these homicides were likely committed in **self-defense** – *3 female defendants were acquitted and 3 female defendants received 10-year plea deals.*



44% of the decedents and **46%** of the perpetrators were African American (31, 32 of 70)

30% of the decedents and perpetrators were Hispanic (21 of 70)

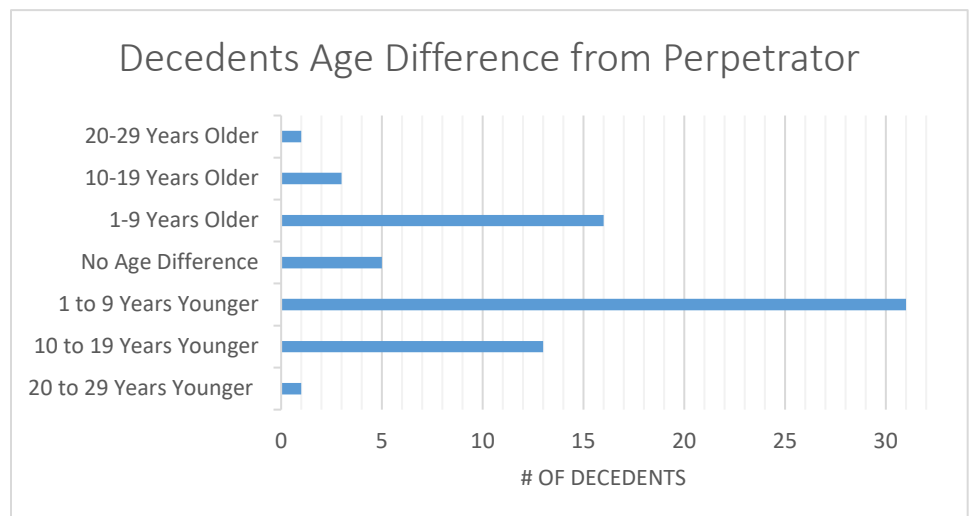
23% of the decedents and perpetrators were White, non-Hispanic (16 of 70)

Average age for a decedent is **38 years** and the average age for a perpetrator is **41 years**.

64% of the decedents were younger than the perpetrator (45 of 70)

29% of the decedents were older than the perpetrator (20 of 70)

7% of the decedents were the same age as the perpetrator (5 of 70)



Relationship Characteristics

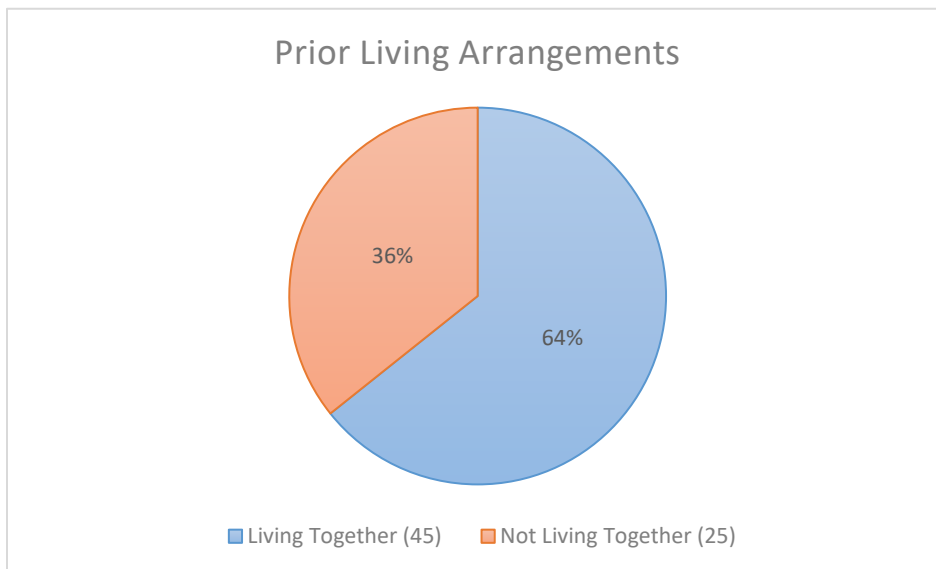
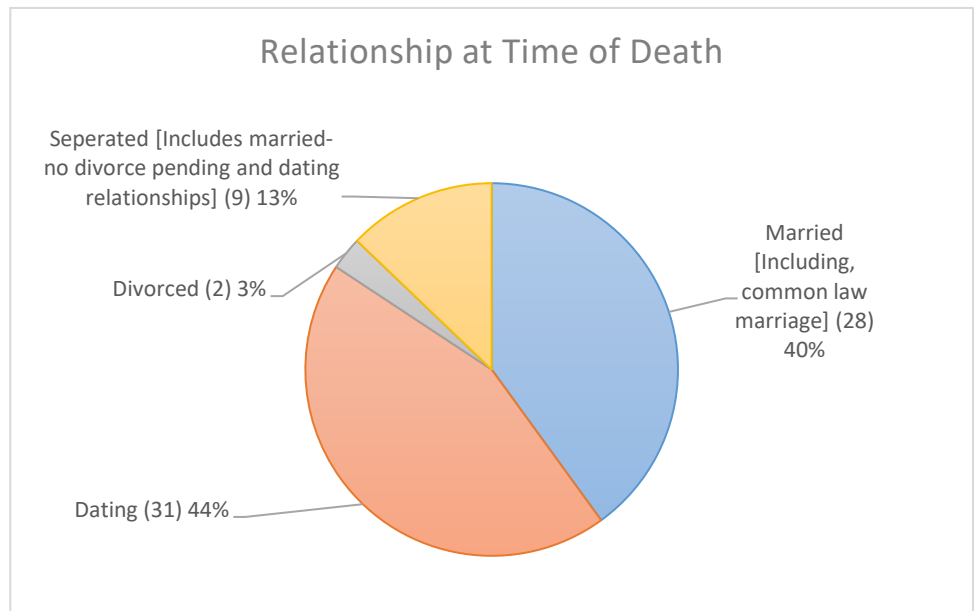
Majority (84%) of homicides occurred in a married or dating relationship:

44% dating (31 of 70)

40% married [including common law marriage] (28 of 70)

The minority of cases happened after separation:

16% divorced and/or separated (11 of 70)



64% were living together at the time of the homicide (45 of 70)

26% not-living together at the time of the homicide (25 of 70)

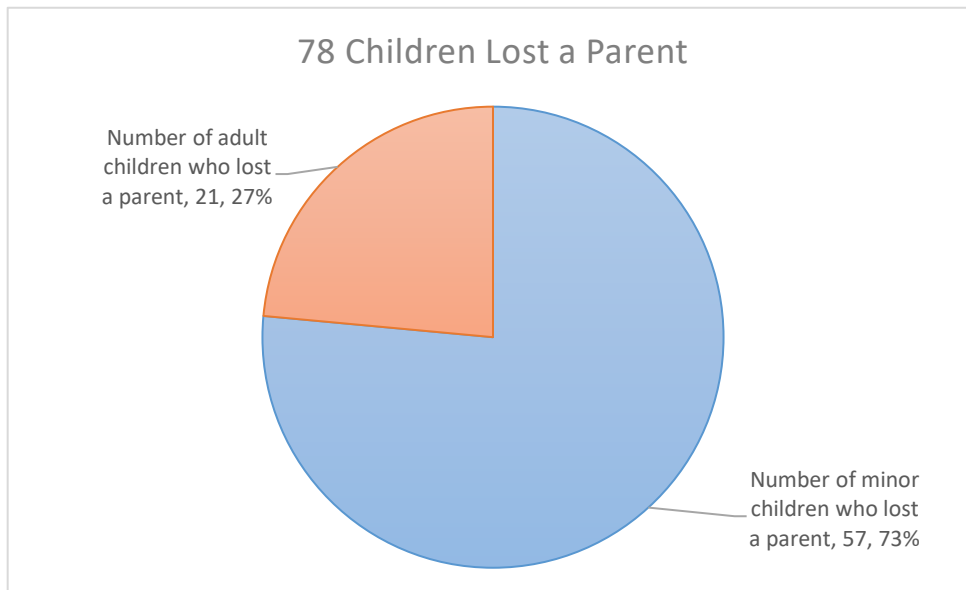
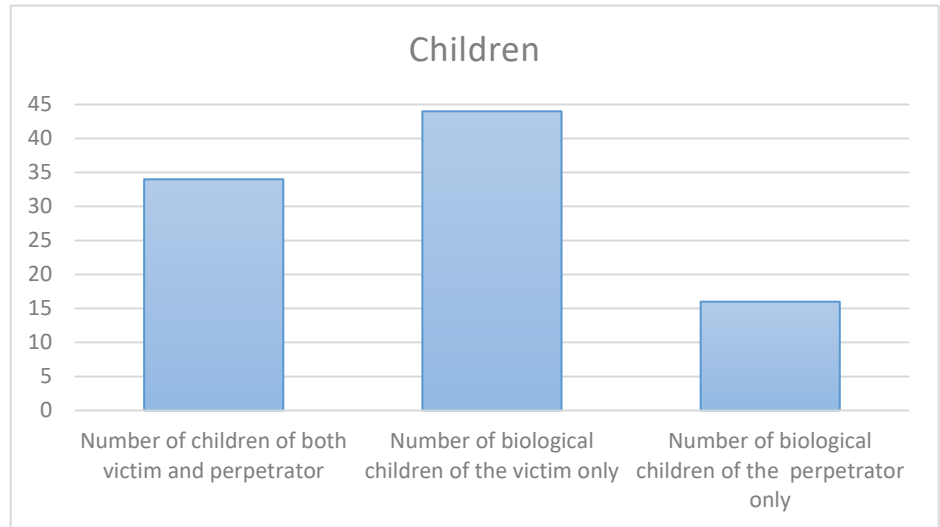
Children

At least 94 children have been affected by the 70 homicides. *(In several cases – the number of children is unknown and likely represents a slight undercount.)*

41 decedents have children (In 27 cases there were no children and 2 cases are unknown.)

In 19 cases, the decedent and perpetrator had children in common (34 children in common).

In 27 cases, the decedents had children that were not the biological children of the perpetrator (44 children).



78 children lost a parent (57 minors and 21 adults)

22 children were present when the homicide occurred.

18 of the 22 children present witnessed or found the victim.

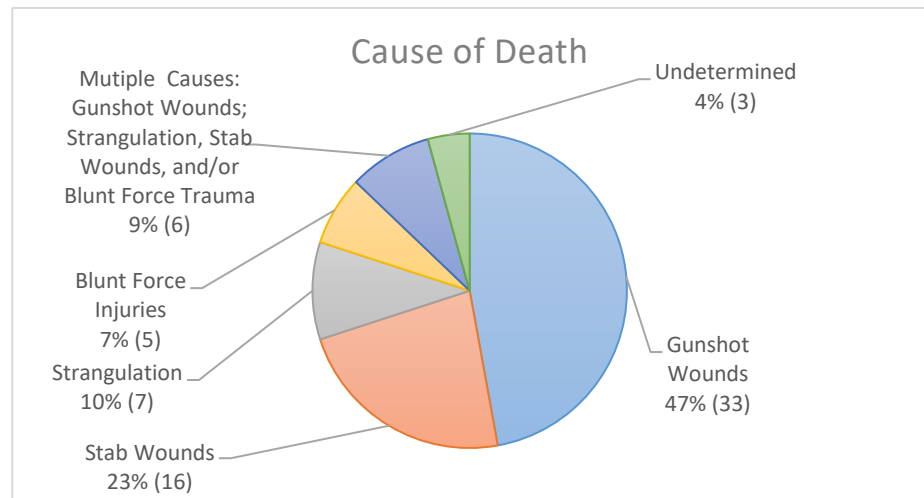
Fatality Details

Gunshot wounds

resulted in **47%** (33 of 70) of the homicides

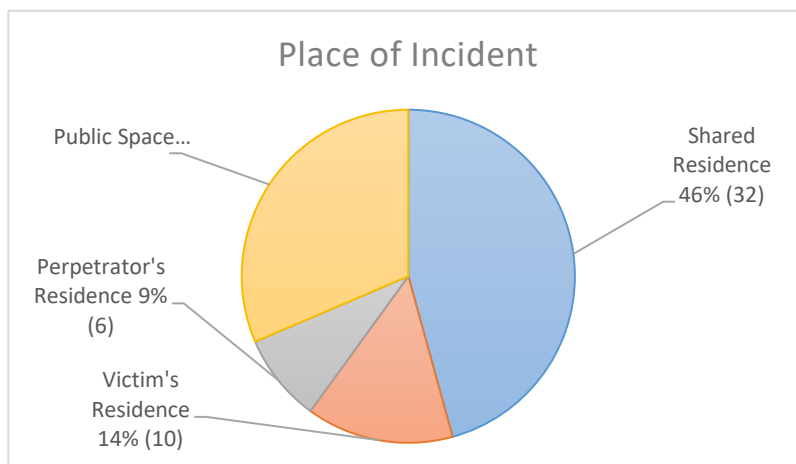
Stab wounds

resulted in **23%** (16 of 70) of the homicides



Murder/Suicide: In **5 of the 70 cases**, the perpetrator **committed suicide** after killing the victim. In every case, the perpetrator was a **male** and cause of death was a **gunshot wound**. In **3 of the 70 cases**, the perpetrator **attempted to commit suicide** after killing the victim, but survived. In every survived attempt, the perpetrator was a **male** and guns were **not** used.

Secondary Victims: In **9 of the 70 cases**, the perpetrator **killed or injured 12 others** in addition to the decedent. This includes the **death of 9 people** (6 adults, 1 child, and 2 unborn), **death of 1 pet (dog)** and **injury to 2 children** (gunshot wound to hand; sexual assault).



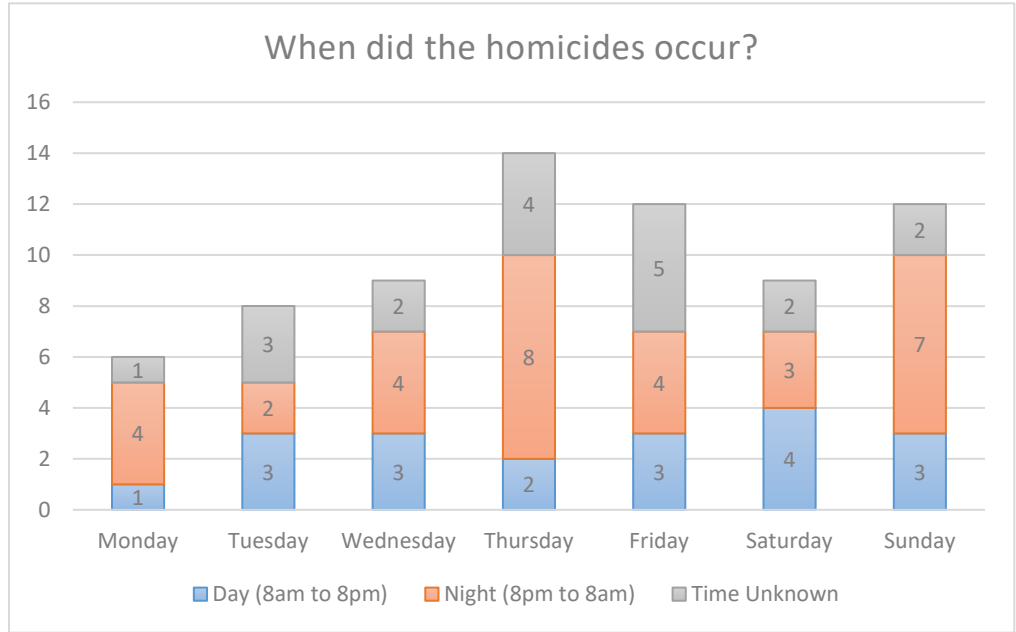
In **46%** of reviewed cases, the homicides occurred at a **shared residence** (32 of 70)

31% in a **public space** (22 of 70)

14% at the **victim's residence** (10 of 14)

20% percent (14 of 70) of the homicides occurred on **Thursday**, followed by **17%** (12 of 70) on **both Friday and Sunday**.

In **46%** of the cases reviewed, the homicide occurred at **night** (between 8pm and 8am) (32 of 70). In **19** cases, the time is unknown.



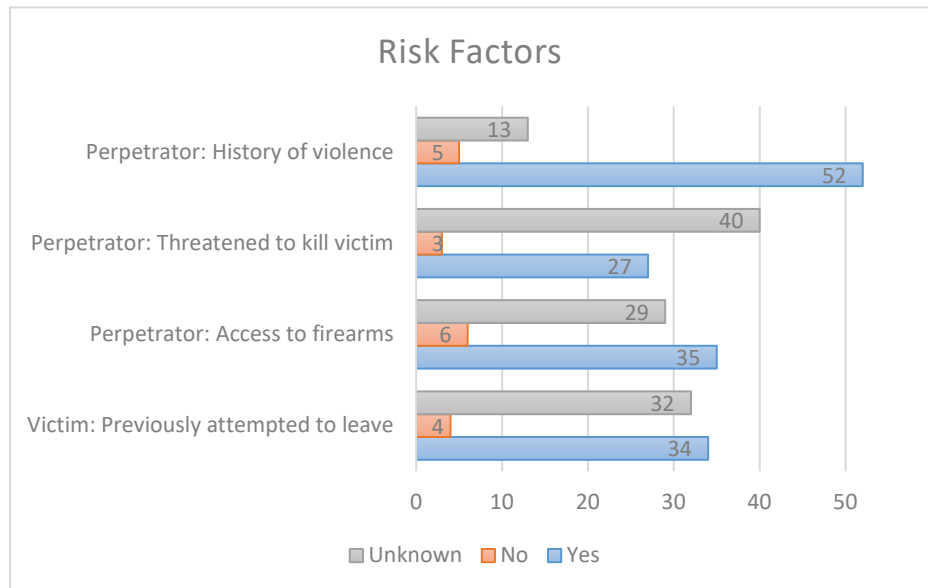
Perpetrator History

History of violence: 52 cases (5 NO; 13 unknown)

Access to firearms: 35 cases (6 NO; 29 unknown)

Victim had previously attempted to leave: 34 cases (4 NO; 32 unknown)

Threatened to kill the victim: 27 cases (3 NO; 40 unknown)

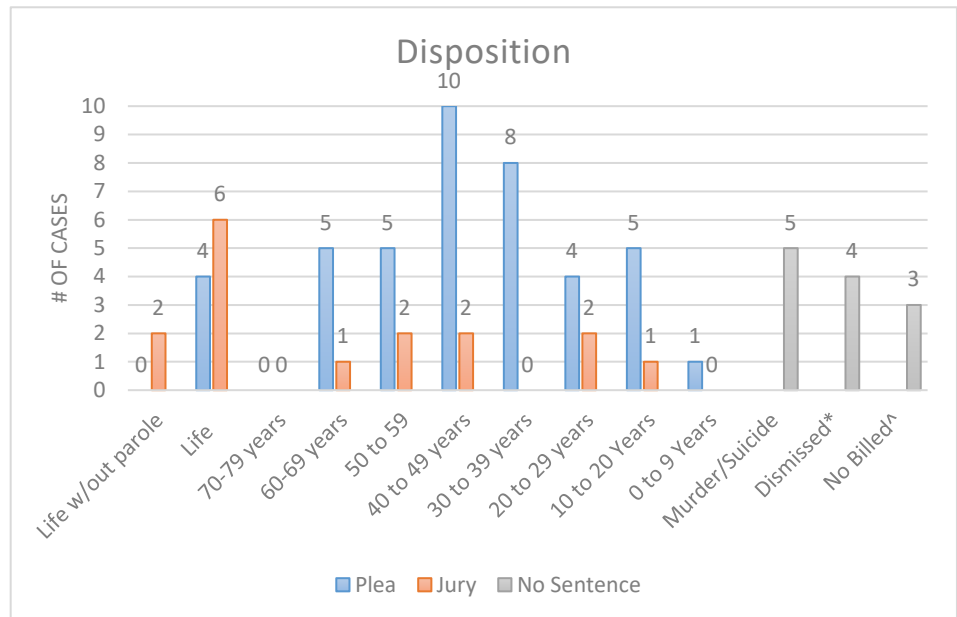


Disposition

Of the cases reviewed, sentencing **ranged from 6 years to life without parole.**

72% of charged cases resulted in a **plea deal** (42 of 58) with an average sentence of approximately **42 years.**

28% of the charged cases went to a **jury** (16 of 58) – all resulting in convictions, with an average sentence of approximately **75 years.**



In **3 cases** the defendants received **10-years** through **plea deals**. Based on a review of these cases, it is likely that the defendant was being abused by the decedent and committed the homicide in self-defense. In **1 case**, the homicide was ruled an **accident** and the defendant received **6 years** through a **plea deal**.

In **5 cases**, the perpetrator committed **suicide** after killing the victim.

In **4 cases** the charges were **dismissed** – in three of those cases, the defendants were acquitted for self-defense. In the other case, the defendant was convicted on another charge.

In **3 cases** there were **no charges** – in one case, the defendant was not competent to stand trial and passed soon after from unrelated causes. In another case, the grand jury did not take the charges for unknown reasons. In the third case, the defendant plead guilty to feleony possion of a firearm and is serving time.